


Mortdale Matters

February / March 2008



**Australian Model Railway Association
New South Wales Branch Inc. News**

Around the Clubrooms



June Larmour, Fred Stell and John Coffey were presented with Branch Appreciation Awards for their outstanding work around the clubrooms and supporting the NSW Branch. December 15, 2007. Photo: Barry Wilcockson



Bruce Harris mans the U-drive layout at the Thirlmere Festival of Steam on March 2nd. The layout was extremely popular holding a large crowd for the entire day. There was very few times during the day when all three controllers weren't manned by enthusiastic kids. Photo: Geoff Lanham

On the Cover:

An old friend has returned. 3642 at the head of its official relaunch tour at Central. March 1, 2008. Photo: Chris Winston

Welcome to the February / March Mortdale Matters

Its certainly been a busy few weeks since the last *Mortdale Matters*. It is difficult to know where to start.

A long but very productive layout debate was held in early February to discuss the future of the HO layout *Stoney Creek*. As a result the trackplan of the layout will be changing. While it does mean undoing a lot work already done, it will leave us with a layout that is capable of running more and longer trains.

The O scalers have moved on to the below baseboard work for their new “Universal” track. There was a bit of a mix up in the January *Mortdale Matters* regarding the operational status of the new circuit, for which I’d like to apologise. For the latest on the O scale layout and its new track please see the O scale reports in this issue of *Mortdale Matters*.

AMRA NSW was asked to provide the U-drive layout for the Thirlmere Festival of Steam on Sunday, March 2. By all accounts this was a hectic but rewarding day and thoroughly worth all the effort involved.

I’d like to remind everyone that April 5&6 is our annual Open Weekend. This is the time where we promote both our club and our hobby to the public. This weekend takes quite a lot of work to put together and to run. If you have some time available over the weekend please volunteer some time to help out.

Finally, this issue of *Mortdale Matters* is covering both February and March. This is only a one off and we’ll be back to monthly editions next month.

See you at the Clubrooms,
Chris Winston
Mortdale Matters Editor



Subscribing to Mortdale Matters

You can subscribe to *Mortdale Matters* by contacting our publicity officer, Philip Lee. Philip can be contacted either in person or by seeing a Duty Officer at the clubrooms, by email: publicityofficer@amransw.asn.au or by via our website: www.amransw.asn.au. Subscription is free.

The preferred method of distribution for *Mortdale Matters* is via email. The file size for *Mortdale Matters* is usually around 2 to 3Mb. *Mortdale Matters* is also available via snail mail or care of the clubrooms for those without a suitable internet connection. There is also a limited number of copies at the clubrooms for those not on our mailing list. *Mortdale Matters* is also available to download on our website: www.amransw.asn.au

Submitting to Mortdale Matters

With so much continually happening at our Mortdale Clubrooms, its easy for something to slip through the cracks. If you've got any news that you'd like to submit to *Mortdale Matters* please email me at subeditor@amransw.asn.au or leave a copy of your submission in the Journal pigeonhole in the office.

Mortdale Matters especially needs photos. Prototype photos will also be included with each issue but the focus will always be on Branch activities and events. Any prototype will be considered. Photos can be emailed to me at the above address or you can leave a disk or CD in the Journal pigeonhole in the office. Image size does not need to be larger than 1024 x 768.

I must emphasise that ALL submissions must be original material, i.e. photos that you've taken yourself or articles that you've written yourself. Material is published in *Mortdale Matters* at the committee's discretion.

The deadline for submitting material for the April 2008 *Mortdale Matters* is March 25th.

President's Report

I was privileged to make a number of presentations to members at our Christmas afternoon tea on 15 December. Thirty year membership certificates and badges were presented to, Bert Hetherington, Val Hogan and Ron Houghton. Congratulations to all three for reaching this milestone. Next was the presentation of Branch Appreciation Awards to John Coffey, June Larmour and Fred Stell. These members work quietly around the clubrooms and these awards are to show the management committee's appreciation for what they have done. June has organised the club and exhibition kitchens over many years and is the driving force behind Needles and Natter. Fred has been stepping in and filling the gap in the kitchen when needed, mopping the floors and putting out the garbage bin each week. John has taken on the daunting task of maintaining the electrics under the O gauge layout and adding improvements such as replacing the grain of wheat lamps in the signals with LEDs. This year the management committee also decided to present three Junior Encouragement Awards. The awards were made to Adrian Batey, Ben Gilmore and Mitch Morgan. Ben has assisted in keeping the HO layout running smoothly, and keeping running opportunities shared out fairly. Mitch was noted for the willing way in which he assisted in the kitchen at last year's exhibition, which took a load off the ladies. Adrian is a new member who has rolled up his sleeves and become involved in work on the N scale and HO scale layouts. Mitch and Adrian were presented with their awards at a later date as they were not present on the day.

Christmas and New Year have come and gone and we are back into the swing of things again. In mid January the vinyl floors were professionally stripped, sealed and polished. This is the first time since the vinyl was laid in 2003. It looks great and now it is up to all of us to keep it looking good.

All fixed layouts are receiving plenty of attention. See the respective layout reports for details. A general meeting of members voted to finish fitting the legs to the modules of the exhibition layout and then pack it away until next AGM to ask the members whether to recommence work. The reason for this is the enormous amount of work being done on the fixed layouts is seen to be using all of the Branch's labour force. Before the exhibition layout work begins again there will be discussion and a vote by members as to whether we continue with the Moss Vale / Bowral as planned, or decide on a new concept.

This looks like it is going to be a year of great progress for the Branch. I look forward to reporting these exciting events as they happen.

Barry Wilcockson

NSW Branch President



Our dedicated President Barry Wilcockson modifies Stoney Creek Yerrilyong Down Yard's relay panel to implement the departure end shunting neck. January 20, 2007. Photo: Glenn Percival

Mortdale Building Report

The big news on the building front is that the floors have been professionally cleaned and sealed and what a great difference it has made, the Art Society appreciated the effort to have them cleaned. The other news is that the lock has been fitted to the video cabinet and the show computer has been mounted and is running a welcome message.

David Bennett

Mortdale Building Supervisor

WANTED Raffle Layout Coordinator

Each year at around this time construction begins on the Raffle Layout for the Exhibition. After several years of building layouts our previous coordinator, David Bennett would like to devote his time elsewhere. If you have an interest in coordinating the construction effort this year please contact any Committee member to discuss your interest.

Exhibition News FOUND - Assistant Exhibition Manager

A sincere thank you is extended to Alan Cross for volunteering to learn about the running of the Exhibition. Alan has been heavily involved in the hobby for some years and is a relatively new AMRA member. Thank you also to the several members who enquired regarding this issue.

Glenn Percival

Exhibition Manager

Clubwear

We now keep limited numbers of logo embroidered items ready for purchase, effectively resurrecting the "AMRA Shop". You may if you wish take your garment to any embroiderer to place your name on the opposite side of the garment; we ask only that it be done in a monogram font of approx. 2cm height, the colour to match the club name on your garment.

After the AGM is out of the way, I will produce a new order form which can also be filled in and submitted electronically – this will be a taste of things to come for Branch operations, from clubwear to exhibition applications, rostering and more.

I thank all those who have supported this project since June 1992, providing a professional (and hopefully comfortable!) face to our club.

Glenn Percival

Coordinator

Layout Reports

HO Scale Layout - Pizza Discussions


February 14th, 2008 - 9:50 hours

Stoney Creek has been a hive of activity over the last little while. The 2nd of February saw 39 people turn up to hear the proposals to redevelop the main line and the Deawy and Fayenton areas.

Three main proposals were presented (so as not to bore the socks off the regular readers), one of the proposals was accepted and will be sent to committee for consideration. Before anyone starts to get too excited the Committee of Management has to approve any change of this type, as the change will alter a major piece of the club's assets. Any changes can be made after the open day in April. The layout committee will need all that time to plan the yards and many other things before we start dismantling what we have operating.

Sequence running made a welcome return after a little absence over the Christmas holiday season. This form of running will be the forerunner to full timetable operation and a great way to learn about the layout and how it works. The layout takes on a whole new character when operated instead of simply running trains around and around.

Just a gentle reminder to all users of Stoney Creek, this is a layout in its very early stages of progress. The control system is not fool proof. Sound and non-sound loco will **NOT** run well together on the same track at the moment. Sound loco's can be run but only with other sound locos, as the controllers have to be turned up a little. Non-sound locos will run much faster when on the same track as sound locos. By arrangement and when there is enough sound loco's one main line can be used for sound locos.



In the HO Stoney Creek layout's Centralised Train Control (CTC) room, the first live indications - the state of the four Read Yard access pushbuttons - were tested on Sunday January 20th. The CTC room is connected across all input and output lines running between the PLCs and the rest of the layout, with plenty of scope for expansion. Thus any status of operation of the layout will be able to be shown if desired. Photo: Glenn Percival

The last workday saw the usual group of willing workers turn up and put in a good days work. The inner balloon loop at Deawy was brought into service. This work required a large amount of woodwork to be done to fit the point motor in, good work in trying conditions Terry and Geoff. Barry continued with the very under rated but very important task of terminating the 100 pair cables that run to the CTC room. Stan and Ben took on and did a great job of marking the block wiring under Deawy, in readiness for the go ahead to redevelop this site. Graham continued with terminating signal cables under the layout around Yerriyong.

I would like to thank all the people who turned up for the layout discussion day and especially the presenters who put in the effort to put forward ideas. The meeting took 3 hours and every person behaved as the gentlemen I know they are. Thank you one and all.

Denis Gilmore

Stoney Creek Layout Supervisor

O Scale Layout - 9 February 2008

The bugs are out in force! Through no fault of the Editor of this great publication, one error and one wrong impression crept into the January issue.

The error. The owner of 4472 “Flying Scotsman” was incorrectly described as Noel Davies. Rather it is, and always was, owned by Kim Russell. Our apologies Kim. A particularly fine and well-kept model it is too.

Secondly, by using the term “it’s all systems go” in relation to the new section of universal track, some may have interpreted that to mean that all the electricals and controlling mechanisms are permanently in place. Not so. But by using some temporary fittings, it was possible in early January to use this exciting innovation in “O” gauge running.

Work is now proceeding, under the direction of John Coffey and Maurie Haynes, to install permanent wiring and control panels. Rumour has it that these panels will be rather more modern and “flash” than the existing ones – got to come into the 21st century and learn from the examples pleasingly displayed on the “N” and “HO” layouts.

For those interested in more detailed information on the planning, design and construction aspects, refer to the separate report from John Coffey - also in this month’s edition of Mortdale Matters.

So official opening of the extension will be some months off yet. As the actual date becomes clearer, announcements will be made at the Club and through these pages. In the meantime, we intend to provide progress reports.

It would be nice if some of you who do not make it to the Clubrooms very often are able to join us when that day arrives. Norm Read, looking from above, will no doubt grace us with his presence to applaud this first major change to “his” layout since it was renovated on its move from Rockdale.

Apart from that, casual observers of the layout should be on the lookout for a rebuilt station at Hoganvale and a Picton-style viaduct near the oil refinery.

Bruce Harris

On Behalf of O Scale Layout Supervisor, Don Stone

O Scale Layout- "Universal" Track Extension

The running of trains was carried out to test the points for both coarse and finescale wheels. It was done with temporarily connected power controllers and temporary wiring patches to provide continuity for traction power through the points on the main line. The results confirmed that Maurie Haynes has done an excellent job in building points capable of universal operation.

The 'O' scale extension is still in the "above the baseboard" phase. All the baseboards have been constructed and most of the track has been laid. The "stately, venerable gentlemen" of the 'O' scale construction team (henceforth to be known as "The Magnificent Seven" for the rapid progress of their achievement) were deservedly commended in the January Mortdale Matters.

Presently there are 13 sets of points constructed and in place, providing the main line passing loops as well as the connection to the original layout; plus two sidings around the curve at the eastern end on the inside of the main line, and a yard with three sidings along the south side on the inside of the main line and passing loop. This yard contains a separate two road engine servicing / storage facility, one track of which can also be used as a head shunt for the sidings.

Work still to be done to complete the trackwork is the construction of the final 2 sets of points. It is envisaged that these will be installed near the sidings at the eastern end of the layout. One pointset may provide another short siding for use as a locomotive storage / servicing facility, with perhaps a single road engine shed to appear later on. The other pointset may be used to connect the existing two sidings at their far end with a short common section long enough for a locomotive. This will provide a locomotive run-around capability for train reversing.

Most of the timber panels for mounting of terminal blocks and relay hardware associated with point switching have been installed. "Below the baseboard" electrical work is just beginning with the installation of terminal blocks and DIN rail on which the cradle relay bases will be attached. The first stage of the permanent wiring between the point rails and the terminal blocks for traction power connections is also just starting.

Tortoise point motors are still to be purchased. Quotes for bulk supply of Tortoise motors for the 'O' scale layout extension and for the 'N' scale layout have been sought. Point motors for the 'O' scale layout will be required in a few weeks, after stage 2 of the traction power wiring between the terminal blocks and the cradle relay bases is completed. Control Panels and Power Supplies are yet to be designed, with the necessary material purchases and construction to follow.

It is intended that I will be providing reports for each issue of Journal, covering just the progress on below the baseboard electrical work for the universal track extension until this project is finished. Bruce Harris / Don Stone will continue to provide the overall 'O' scale report with above the baseboard items such as building works, scenery developments, etc.

John Coffey

Electrical Designer

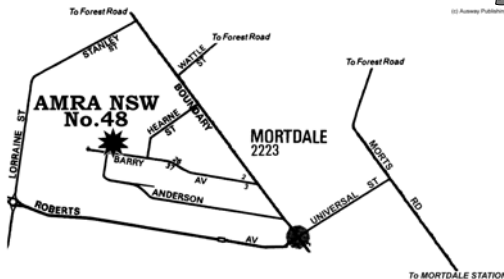
O Scale "Universal" Track Extension

OPEN WEEKEND



Australian Model Railway Association NSW Branch
48 Barry Avenue, Mortdale

Sat 5th & Sun 6th April 2008 -- 10am until 4pm
visitor entry by gold coin donation



Large Fixed Layouts
N Scale (1:160) HO Scale (1:87) O
Scale (1:43)

“U-Drive” HO Layout

For more information please phone 02-9153-5901 or visit www.amransw.asn.au

N Scale Layout

The platform at Bownen has had the brick facing replaced with 0.4mm thick plywood which has been scribed with brickwork using a laser cutter/engraver, these have been stained with wood stain that produces an effective brick appearance. Soon the platform surface can be covered in an extremely fine sand to represent the gravel surface that was used by the railways. Ash has continued to apply ballast to the branchline and work is progressing well with the rail joints being wired around to improve reliability.

David Bennett

N Scale Layout Supervisor



Nearly 200 years of experience combined between Gordon Wallace, Neil Sorenson, Maurie Haynes and Ken Butt made sure that the new “Universal” track on the O scale layout was well laid.

Photo: Bruce Harris

AMRA NSW Programme

Feb '08 - Apr '08

FEBRUARY

Fri	1st	<i>Exhibition Layout Construction Work Night</i>	7:30pm until 10pm No Facility Fee
Sat	2nd	Layout Operation (see Notes)	10am until late
		H.O. Gauge Fixed Layout "Stoney Creek" Debate	4 pm
Sun	3rd	<i>Stoney Creek Work Day</i>	10am until finished No Facility Fee
Wed	6th	"Daylighters" - General Activities (see Notes)	10am until 5pm
Fri	8th	Feature Night – Play Back (Audio / Video / DVD)	7:30pm
Sat	9th	Layout Operation (see Notes)	10am until late
		Ladies Needles & Natter	2pm
<u>Wed</u>	13th	"Daylighters" - General Activities (see Notes)	10am until 5pm
Fri	15th	<i>Exhibition Layout Construction Work Night</i>	7:30pm until 10pm No Facility Fee
Sat	16th	General Activities & Monthly Forum (see Notes)	10am until late
Wed	20th	"Daylighters" - General Activities (see Notes)	10am until 5pm
Fri	22nd	Layout Operation / <i>Structured Running</i> (see Notes)	7:30pm until 10pm
Sat	23rd	General Activities (see Notes) & <i>Layout Construction</i>	10am until late
Wed	27th	"Daylighters" - General Activities (see Notes)	10am until 5pm
Fri	29th	<i>Exhibition Layout Construction Work Night</i>	7:30pm until 10pm No Facility Fee

MARCH

Sat	1st	Layout Operation (see Notes)	10am until late
Sun	2nd	Display @ Thirlmere Festival of Steam – U-Drive Layout	9am until 5pm Admission Fee
Wed	5th	"Daylighters" - General Activities (see Notes)	10am until 5pm
Fri	7th	<i>Exhibition Layout Construction Work Night</i>	7:30pm until 10pm No Facility Fee
Sat	8th	Layout Operation (see Notes)	10am until late
		Ladies Needles & Natter	2pm
<u>Wed</u>	12th	"Daylighters" - General Activities (see Notes)	10am until 5pm
Fri	14th	Feature Night – H.O. Signal Workshop	7:30pm until 10pm
Sat	15th	General Activities & Monthly Forum (see Notes)	10am until late
Sun	2nd	<i>Stoney Creek Work Day</i>	10am until finished No Facility Fee
Wed	19th	"Daylighters" - General Activities (see Notes)	10am until 5pm
Fri	21st	CLOSED – Good Friday	Closed
Sat	22nd	General Activities (see Notes) & <i>Layout Construction</i>	10am until late
Mon	24th	Public Holiday Layout Operation (see Notes)	10am until late
Wed	26th	"Daylighters" - General Activities (see Notes)	10am until 5pm
Fri	28th	Layout Operation / <i>Structured Running</i> (see Notes)	7:30pm until 10pm
Sat	29th	Members Auction Lodgements until midday, Viewing strictly 12-1pm, <u>Hammer 1pm</u> .	

APRIL

Wed	2nd	"Daylighters" - General Activities (see Notes)	10am until 5pm
Fri	4th	Pre-Open Day – Working Bee	7pm until 10pm No Facility Fee
Sat	5th	** OPEN WEEKEND **	10am until 4pm, visitor entry by gold coin donation
Sun	6th	** OPEN WEEKEND **	10am until 4pm, visitor entry by gold coin donation
<u>Wed</u>	9th	"Daylighters" - General Activities (see Notes)	10am until 5pm
Fri	11th	Feature Night – <i>TBA</i>	7:30pm until 10pm
Sat	12th	General Activities & Monthly Forum (see Notes)	10am until late
		Ladies Needles & Natter	- 2pm
Wed	16th	"Daylighters" - General Activities (see Notes)	10am until 5pm
Fri	18th	<i>Exhibition Layout Construction Work Night</i>	7:30pm until 10pm No Facility Fee
Sat	19th	Layout Operation (see Notes)	10am until late
Sun	20th	<i>Stoney Creek Work Day</i>	10am until finished No Facility Fee
Wed	23rd	"Daylighters" - General Activities (see Notes)	10am until 5pm
Fri	25th	Public Holiday Layout Operation / <i>Structured Running</i> (see Notes)	10am until late
Sat	26th	General Activities (see Notes) & <i>Layout Construction</i>	10am until late
Wed	30th	"Daylighters" - General Activities (see Notes)	10am until 5pm

NOTES

- WORK NIGHTS: every Monday night & 1st, 3rd & 5th Friday night, please check with the appropriate layout supervisor, 7:30pm until 10pm. No Facility Fee.
- LAYOUT OPERATION: O and N Gauges operational, HO (fixed) *as permitted during construction*.
- GENERAL ACTIVITIES: the facilities may be used *as permitted* e.g. layout construction, some running, modelling, library, etc.
- Members Facility Fee unless otherwise indicated: Adults \$5, Juniors/Seniors (70+) \$3.
- Guests are welcome unless otherwise indicated.
- This program may be subject to change without notice where necessary. Updated programmes available from the Clubrooms, or by e-mail to publicityofficer@amransw.asn.au or from www.amransw.asn.au.
- Address: 48 Barry Avenue (PO Box 277), Mortdale NSW 2223. Phone (02)9153-5901, Fax (02)9153-5905.

12 Inch to the Foot Scale



*The first and last of the 81 class. 8101 and 8184 rest in Enfield yard in between duties.
1 March, 2008. Photo: Chris Winston*



The NSW Rail Transport Museum provided branchline diesels 4803 and 4916 at the rear of the 3642 relaunch train to enable easy reversing at the various stops en route as well as providing a small amount of assistance to 3642 in hauling the heavy 11 car train. 1 March, 2008. Photo: Chris Winston

On the back cover:

A pair of former Denver and Rio Grande Western 2-8-2's charging uphill with a passenger train on the Durango and Silverton Railroad in Colorado USA. Photo: Bob McLaughlin

