


Mortdale




May 2011 Matters



Australian Model Railway Association New South Wales Branch Inc. News

Mortdale



May 2011

Matters

From the editor: Welcome to the May 2011 edition of Mortdale Matters.

The AMRA NSW Open Weekend was a success as per usual with a reasonable crowd turn out, with positive feedback. East Matelend made its debut under AMRA NSW ownership; people gathered in the clubrooms exhibition room to see the layout and all were impressed! For the Open Weekend news and photos see pages 12 to 15 and page 16 for East Matelend photos.

AMRA NSW visited the Historical Electric Traction group at Eveleigh, everyone thoroughly enjoyed themselves.

The annual 24 hour run was a hit as always, with large numbers of members coming along and having a smashing time running their trains as well as having a good old chat.

If you have any railway items that you no longer fancy you can sell them at the Members auction on Saturday the 28th of May 2011. You will need to fill out a registration form for each item you want to sell; forms are available from the clubroom.



The 49th Sydney Model Railway Exhibition will once again be held at the Whitlam leisure centre at Liverpool during the October long weekend. This is fast approaching so tell your friends and family about it and ask them along! The Open Modelling Competition will be on during the exhibition period, the branch encourages modellers to submit a piece of work in the competition, it could be a lineside structure, rollingstock item or locomotive which can be either scratch built, kit built, modified or weathered. Prizes are issued for 1st, 2nd, 3rd positions, to find out more see page 11. We also need volunteers to assist over the long weekend plus on the set-up day (Friday). Lunch is provided depending on how many hours you work as well as free entry to the Exhibition and lengthy brakes, so if you are interested keep it in mind (more details will be out at a later date).

That's all from me hope you enjoy this issue of Mortdale Matters.

Keep safe and happy modelling

Mark Dalli

AMRA NSW Mortdale Matters editor

On the cover: C502 leads SSR's LS01 coal service through Thirroul.
PHOTO by Thomas Durber

On the back cover: What a treat! 3237, 3265 and 2705 all stable at Thirlmere roundhouse after their long and exhorting day taking passengers on steam train rides over the country side.
PHOTO by Geoff Olsen

Submitting to Mortdale Matters

With so much continually happening at our Clubrooms, it's easy for something to slip through the cracks. *Mortdale Matters* especially needs photos! Prototype photos will also be included with each issue but the main focus will always be on Branch activities and events. Any prototype photos or information will be considered. If you have a photo send it in, even if you don't think it will be published in the next issue just try, you'll be surprised. Just leave a disk/CD in the Journal pigeonhole in the office or send me an email at mdalli.mmatters@gmail.com with the photo and a brief description of the photo. The image size does not need to be larger than 1024 x 768.

I must emphasise that ALL submissions must be original material, i.e. photos that you've taken yourself or articles that you have written yourself.

Material is published in *Mortdale Matters* at the committee's discretion. The deadline for submitting material for the July 2011 issue is strictly 20th June 2011.

Subscribing to Mortdale Matters

Mortdale Matters is an e - newsletter. That simply means that it is electronic news. To subscribe to this e-newsletter please send an email to our publicity officer Phil pjlee@iinet.net.au to let him know that you would like this sent to you. The file is sent via email and is around 2 - 3 Mb and anyone can get this sent to them. A reminder that Mortdale Matters is not put up on the internet until some time after email copies go out. If you do not have capable internet or email you can pick up a hard copy at the clubrooms. We no longer post Mortdale Matters due to costs.

Branch Officers 2011/Contacts

ELECTED	President	Barry Wilcockson	president@amransw.asn.au
	Vice President	David Bennett	vicepresident@amransw.asn.au
	Secretary	Geoff Lanham	secretary@amransw.asn.au
	Treasurer	Marilyn Wilcockson	treasurer@amransw.asn.au
	Exhibition Manager	Alan Cross	exhibamransw@optusnet.com.au
	Publicity Officer	Philip Lee	publicityofficer@amransw.asn.au
			pjlee@iinet.net.au
	Junior Development Officer	Rod Fussell	juniorddev@amransw.asn.au
APPOINTED	Journal Sub-Editor	Rod Fussell	subeditor@amransw.asn.au
	Auctioneers	Denis Gilmore / Alan Tonks	
	Building Manager	David Bennett	vicepresident@amransw.asn.au
	Librarians	John Smythe	
		Fred Stell	
	Exhibition Roster Clerk	Steven Edwards	rosterclerk@amransw.asn.au
	Historian	June Larmour	historian@amransw.asn.au
	Webmaster	David Bennett	vicepresident@amransw.asn.au
LAYOUT	O Gauge	Maurie Haynes	
	N Gauge	David Bennett	ngauge@amransw.asn.au
SUB-COMMITTEE			
CO-ORDINATORS	Stoney Creek (HO Permanent)	Denis Gilmore	stoneycreek@amransw.asn.au
	East Matelend (HO Exhibition)	Barry Wilcockson	president@amransw.asn.au
	U-Drive	Bill Whale	udrive@amransw.asn.au
	O Scale Exhibition	Lance Pickering	

Around the Clubrooms



A CPH railmotor crosses tracks to get to a station on the O scale layout.

PHOTO by Mark Dalli

Our HO scale exhibition layout East Mainland on display at the recent Open Weekend.

PHOTO by Thomas Durber



AMRA NSW Branch Inc. PROGRAMME MAY/JULY 2011

MAY

Wed	4th	"Daylighters" - General Activities (see Notes)	10am until 5pm
Fri	6th	Layout Operation / <i>Structured Running</i> (see Notes)	7:30pm until 10pm
Sat	7th	General Activities / <i>Layout Construction Day</i> (see Notes)	10am until late
Wed	11th	"Daylighters" - General Activities (see Notes)	10am until 5pm
Fri	13th	Feature Night – TBA... if not possible General Activities	7:30pm until 10pm
Sat	14th	Layout Operation (see Notes) & Monthly Forum Ladies Needles & Natter	10am until late 2pm
Wed	18th	"Daylighters" - General Activities (see Notes)	10am until 5pm
Fri	20th	Layout Operation – American / <i>Structured Running</i> (see Notes)	7:30pm until 10pm
Sat	21st	General Activities / <i>Layout Construction Day</i> (see Notes)	10am until late
Sun	22nd	<i>Stoney Creek Work Day</i> No Facility Fee	10am until finished
Wed	25th	"Daylighters" - General Activities (see Notes)	10am until 5pm
Fri	27th	Train Maintenance and Testing Night	7:30pm until 10pm
Sat	28th	Members Auction Lodgements until midday, Viewing strictly 12-1pm, <u>Hammer 1pm.</u>	

JUNE

Wed	1st	"Daylighters" - General Activities (see Notes)	10am until 5pm
Fri	3rd	Layout Operation / <i>Structured Running</i> (see Notes)	7:30pm until 10pm
Sat	4th	General Activities / <i>Layout Construction Day</i> (see Notes)	10am until late
Wed	8th	"Daylighters" - General Activities (see Notes)	10am until 5pm
Fri	10th	Feature Night – TBA... if not possible General Activities	7:30pm until 10pm
Sat	11th	Layout Operation (see Notes) & Monthly Forum Ladies Needles & Natter	10am until late 2pm
Mon	13th	Public Holiday – Layout Operation (see Notes)	10am until 5pm
Wed	15th	"Daylighters" - General Activities (see Notes)	10am until 5pm
Fri	17th	Layout Operation – Electric Traction / <i>Structured Running</i> (see Notes)	7:30pm until 10pm
Sat	18th	General Activities / <i>Layout Construction Day</i> (see Notes)	10am until late
Sun	19th	<i>Stoney Creek Work Day</i> No Facility Fee	10am until finished
Wed	22nd	"Daylighters" - General Activities (see Notes)	10am until 5pm
Fri	24th	Train Maintenance and Testing Night	7:30pm until 10pm
Sat	25th	Layout Operation (see Notes)	10am until late
Wed	29nd	"Daylighters" - General Activities (see Notes)	10am until 5pm

JULY

Fri	1st	Layout Operation / <i>Structured Running</i> (see Notes)	7:30pm until 10pm
Sat	2nd	General Activities / <i>Layout Construction Day</i> (see Notes)	10am until late
Wed	6th	"Daylighters" - General Activities (see Notes)	10am until 5pm
Fri	8th	Feature Night – Weathering Clinic... if not possible General Activities	7:30pm until 10pm
Sat	9th	Layout Operation (see Notes) Ladies Needles & Natter	10am until late 2pm
Wed	13th	"Daylighters" - General Activities (see Notes)	10am until 5pm
Fri	15th	Layout Operation – European / <i>Structured Running</i> (see Notes)	7:30pm until 10pm
Sat	16th	General Activities / <i>Layout Construction</i> & Monthly Forum (see Notes)	10am until late
Sun	17th	<i>Stoney Creek Work Day</i> No Facility Fee	10am until finished
Wed	20th	"Daylighters" - General Activities (see Notes)	10am until 5pm
Fri	22nd	Train Maintenance and Testing Night	7:30pm until 10pm
Sat	23th	Layout Operation (see Notes)	10am until late
Wed	27th	"Daylighters" - General Activities (see Notes)	10am until 5pm
Fri	29th	Layout Operation / <i>Structured Running</i> (see Notes)	7:30pm until 10pm
Sat	30th	General Activities / <i>Layout Construction Day</i> (see Notes)	10am until late

NOTES

WORK NIGHTS: every Monday night, please check with the appropriate layout supervisor, 7:30pm until 10pm, No Facility Fee

LAYOUT OPERATION: O and N Gauges operational, HO (fixed) *as permitted during construction*

STRUCTURED RUNNING: Sequenced or timetabled operation as organised for each layout

GENERAL ACTIVITIES: the facilities may be used *as permitted* e.g. layout construction, some running, modelling, library, etc

Members Facility Fee unless otherwise indicated: Adults \$6, Juniors/Seniors (70+) \$3.

Guests are welcome unless otherwise indicated

This program may be subject to change without notice where necessary. Updated programmes available from the Clubrooms, or from www.amransw.asn.au

Address: 48 Barry Avenue (PO Box 277), Mortdale NSW 2223 - Phone (02) 9153-5901, Fax (02) 9153-5905

O Scale Layout



Some of the O scale layout group work and discuss ideas for the new O scale exhibition layout.
PHOTO by Mark Dalli

Australian Model Railway Association (NSW) Inc presents
The 49th Sydney Model Railway Exhibition
October Long Weekend
WHITLAM LEISURE CENTRE
MEMORIAL AVENUE, LIVERPOOL

Photo by M Wilcockson



**FREE buses
from Liverpool
Station**

Saturday	1st	9am-5pm
Sunday	2nd	9am-5pm
Monday	3rd	9am-4pm

Adults \$ 12.00

Seniors \$ 9.00

Children \$ 6.00

Multiday Pass \$ 24.00

Family \$ 30.00
(2 Adults & 2 Children)

- More than 70 layouts and trade stands
- Parking by gold coin donation to Liverpool SES
- Layouts in N, HO, O & G scales and narrow gauge
- Rides on Thomas the Tank Engine

Exhibition Details at:

www.sydneymodelrailwayexhibition.com or exhibamransw@optusnet.com.au



N Scale Layout

The Leafton control panel box has had the track diagram painted onto the front panel, some more detailing and it will be finished, ready to be installed and wired. The valence panels for the extension have been profiled and painted with primer, next they will be painted Simpson Sand (our standard layout colour).

David Bennett
N Scale Layout Coordinator



A German steam loco whistles through the cures on the N scale layout.
PHOTO by Mark Dalli

A 620/720 railcar stops at a station on branch line.

PHOTO by
Rod Fussell



H0 Scale Layout

JARRAH ROAD

Jarra Road final concept design is being decided. As four (4) submissions were of similar design, each will be drawn up using WinRail. This part of the design process is to make sure the design "FITS" using off the shelf points and crossings.

24 HOUR RUN

Another 24 Hour run has been completed!!! It was a long day and night but for those that took part in the full running time can say they did it. One of the most amazing things is to see Stoney Creek transformed from one Prototype to another. Stoney Creek looks great no matter what prototype is running, but to see the one theme is great.

BRANCHES

The branches are starting to be used more and more as people get used to the operating system, and just when you thought it would settle down there are more enchantments to come!!! Stay tuned.

CABLE STORAGE

The cable storage cupboard is a work in progress.

LAYOUT CONCEPTS

For anyone who is interested and would like to have an explanation of the Stoney Creek operation systems and/or concepts, let me (or any member of the layout committee) know. Either in a group or individual an explanation can be given.

Denis Gilmore

Stoney Creek Layout Coordinator.



Stony Creek now looks a little better with the fake windows for CTC room. Note the sign board up the top with the words "Stoney Creek Signal Box".


PHOTO by
Mark Dalli

H0 Layout - Snap Shots



4529 sits in Deawy yard during the Open Weekend.

PHOTO by Mark Dalli



Its 1:25am during the 24 hour run and Yerriyong Up Yard is getting a solid workout from Steven Kaylinger.

PHOTO by Glenn Percival



Barry Wilcockson's fine H0 models of NSW 5709, with 5037 and a P (32 class) all rest in Yerriyong Down Yard on Stoney Creek in the early hours of Saturday morning during the 24 hour run.

PHOTO by
Glenn Percival

AMRA NSW Members Model Gallery Issue 3

If you have an Australian model that you have built/detailed or weathered and you would like your work showcased in Mortdale Matters, please send me (Mark) an email to mdalli.mmatters@gmail.com with a paragraph about your model work and (optional) 1/1 scale (real life) info and of course photos of your model. If you do not have a camera I can take photos for you when I am at the clubrooms. If you do not have internet you can leave a hard copy at the clubrooms and I will pick it up.

I encourage everyone to send something in. It does not have to be the top of the line, it can be as simple as a weathered loco or rollingstock item.

Mark Dalli

Mortdale Matters editor

NSWGR L shutters wagon by Alan Tonks

The Prototype.

The purpose of the Shunter's wagon was to assist the shunting locomotive's braking capacity, provide a coupler match truck capable of using both hook and link and/or automatic couplings and to give the shunter's a safe and convenient way of travelling around the goods yards. Shunter's wagons started to appear in the 1950's, originally utilizing KF underframe's. The four wheelers could be seen at most of the major goods yards including Darling Harbor, Pyrmont, Rozelle, Alexandria, Enfield, Clyde, Bathurst and Goulburn.

Main Line Running.

Shunter's wagons did escape the confines of the goods yards and went out on the main and branch lines of the system. Mainly on transfer jobs between yards in Sydney but also from Bathurst to Kelso, to and from various sidings near Goulburn, the military branch line from Liverpool to Holsworthy and also further a field if a wagon was needed at another yard.

The Model.

About 1977 a good friend of mine, John MacBeth purchased an Exhibition layout called Western Division which was based on Mt. Victoria in the Blue Mountains. Now John had a large collection of NSWGR steam locomotives and so the layout was to run steam locomotives. At that stage I did not own any steam locomotives, however I did have a Bergs brass 48 class which was ideal to shunt the goods yard with. John suggested that a shunter's wagon would complete the picture. So with John's help I converted a TRAX S Truck kit, (now made by Silvermaz/Casula Hobbies) into a shunter's wagon primarily for use on the Western Division layout.

After the usual cleaning up of all the parts I cut out the doors of each side with a razor saw and files, the kit was then assembled as per the instructions. Using photos as a guide two strips of styrene were cut to length and glued from one axle box to the other to become an extra step for the shunter's.

Four short lengths of wire were cut and glued in place in the opening where the door once was to become handrail posts. All other handrails, steps and brake wheels were then added as for an S truck. A word of warning when drilling the holes for the handrails above the brake wheel only go part way into the sides so that there is no wire visible from inside the wagon. Everything added now is metal to add weight. Brass buffers, pieces of lead glued underneath, white metal triple valve, metal wheels and even white metal shunters, finally good old KD #5 couplers.

When complete the model only needs to be painted in the standard NSWGR gunmetal grey, weathered and decaled with the letter "L" and a number.

Research.

I suggest using a photo if possible as listings of "L" numbers are hard to find. NSWGR service stock was numbered from number 1 with the appropriate letter either "L" for Mechanical Branch or "W" for Way and Works. There was approximately 1 800 vehicles in the service stock allotment.

It would seem that very little has been recorded about Shunter's wagons as the Mechanical Branch of the NSWGR converted them from revenue stock.

- AMRM #110 October 1981 has an article S Truck to Shunters Truck.
 - Photos do exist in the Byways of Steam series of books.
 - The ARHS Resource Centre at Redfern has photos in large photo albums that are not catalogued.
- At the moment you can only take photocopies of these photos. It is planned to scan these sometime in the future.

Next time you see me at the clubrooms come over and have a look at L871 and I can answer any questions you may have.

Alan Tonks



Alan's L wagon stabled at Read yard.

Model Photograph by Mark Dalli

Next Model gallery (issue 4) will showcase Coal Shepherds NSW 422 class locomotive.

49th SYDNEY MODEL RAILWAY EXHIBITION

1st, 2nd and 3rd October 2011

Whitlam Leisure Centre
Memorial Avenue, Woodward Park, Liverpool.

The Australian Model Railway Association NSW Branch Inc.

invites entries in our...

OPEN MODELLING COMPETITION

Six categories each with a **\$100** prize pool
School Students Encouragement Award
AMRA President's Cup for Best of Show

Entries close onsite, 6pm Friday 30th September

To request an application kit:
PO Box 277, Mortdale NSW 2223
visit www.amransw.asn.au
or ring (02) 9153-5901 and leave a message



AMRA NSW

Open Weekend - April 2011

Preparations for this year's open day were more challenging than in previous years. Those members who attend the clubrooms regularly will have seen the rapidly developing O scale modular exhibition layout. If you haven't seen it, it is big! Occupying the exhibition room along with Binnabri and the U-drive, there has been barely enough space for a passageway to the back stairs. And what matters most in the run up to open day is that the space it occupies during construction is needed for the club's recently acquired and rejuvenated East Matelend modular HO layout which has been stored on a frame in the garage area.

In this situation something has to give. Fortunately Binnabri's owner found accommodation elsewhere for that high standard layout, releasing part of the area required. But TWO still will not go into ONE, so a novel solution was needed. The new O scale about was separated into its modules which were then exchanged one at a time for the modules of East Matelend. By this ingenious arrangement, East Matelend ended up in the exhibition space, and the O scale layout ended up in the East Matelend racks in the storage-area-cum-garage at the rear of the club rooms.

Of course that is only part of the story. On setting it up after a long period of time in storage, East Matelend required attention to rectify minor faults discovered in its cabling. Also the U-drive was in its unassembled state as it had only a few weeks previously been trailered to the steam festival weekend at Thirlmere. Bill Whale supervised the re-erection of the U-drive and subsequently tested it to ensure fault free operation, and Barry Wilcockson, multimeter in hand, found and corrected the faults in the electrical harness that constitutes the electrical arteries – the lifeline - of the 'new' East Matelend layout.

Upstairs around the three fixed layouts, there was plenty of evidence that this space is a working area. Tidying up and sweeping the area tend to be given a lower priority than the important work of running track power feeds, cabling, sectioning track and wiring point motors around Stoney Creek, and are done perhaps less frequently than is ideal. An imminent open day event brings a little focus to these 'domestic' duties. We want visitors to be favourably impressed, not only with the layouts and the trains running on them, but also with our clubrooms and the condition they are in. So, after a few hours of work around the upstairs layouts, things were a little cleaner and tidier than a week before.

While that was happening, Denis Gilmore was tracking down the reasons for a loss of power to the Yerriyong yard. Fault found and rectified, trains were assembled and run over all sections of the HO layout to ensure reliable running when the visitors are present. The O scale layout had been brought to a state of readiness on the previous Wednesday under the guiding hand of Maurie Haynes. It is an important layout on open days as it is the first layout to be seen, and because of its size, its sound and the smell of synthetic smoke, it is hard to miss. The N-scalers always have their layout in pretty good shape and declared that they were ready.

As anyone who has been at the club will know, changes are being made progressively to the fixed layouts. While these are not always terribly obvious on a week to week basis, there are significant developments and improvements to show visitors who might have seen the layouts a year or two previously, but not since. So with these developments to the layouts upstairs, and the additional layout in the downstairs exhibition room and three commercial stands operated by members, there were plenty of new things to show off to visitors

So the day arrived. Saturday 2 April started out fine and just a bit windy as preparations were finalised at the club rooms for the arrival of the first visitors. My role for the first couple of hours was to welcome visitors as they arrived and to direct them to the morning tea facilities, the layouts and the monitors relaying the image from the HO mini cam to the screen in the dining room. Later in the morning I learned that one mother of a four year old was able to bribe her young son away from the layouts by promising that he would be able to watch the trains while they had lunch. And it worked! So mini cams are good. They operated on all three upstairs layouts.

Subsequently I donned a bright safety vest to identify me as a club member familiar with the layouts, and moved among the visitors upstairs, talking to those who were showing particular interest in one part or another of the HO layout or who perhaps showed a potential interest in what was regulating the layout, maintaining train separation and so on. Generally I found some visitors were interested in at least one aspect of the layouts – some just seeing trains running by, some interested in particular container consists (particularly in the HO Trailer-rail train) or the Austrian passenger train, some in the HO CTC and its progress since previous visits, and quite a bit of interest in the O scale on-board sound and DCS control system. The O scale Amtrak passenger set drew favourable comment as did the smooth running British steam trains. There was always something to talk about; even recollections of O scale House and its role as a spring board into model trains for those old enough to remember. There was no adverse comment about the N-scale layout, although not surprisingly one person did remark on how small the items of rolling stock are, and wondered whether anything less than 20-20 vision would be a handicap.

Downstairs the U-drive was popular. Jason Every had it all completely under control, and many kids came back for a second, and a third, turn at the controls. Alongside it the East Matelend layout was busy, with a fiddle yard pretty well filled with trains, many from the era when steam was king. As far as I know, it ran without dramas throughout the weekend.

By the end of Sunday, visitors and members had enjoyed model railways and what the club has to offer. There were several requests for membership application forms, and as a number of visitors had been on previous open days, the event is obviously appreciated. Perhaps the only disappointment at the end of an otherwise successful weekend is that we could have accommodated more visitors than attended.

A special thank you to June Larmour and friends who provided morning teas and lunches from the kitchen, to Marilyn Wilcockson, Robert Hodges and Steve Edwards who manned the barbecue, to Bruce Harris who prepared the barbecue and assisted in food delivery, to John Smythe and John Bain who operated a book stall in difficult conditions and brought in a useful amount of cash through book and magazine sales. Thanks also to all members and friends who contributed to the event, cleaning and preparing the club rooms before the weekend, setting up early on Saturday, manning the entry and welcoming visitors, supplying and running trains for two days, overseeing the layouts and the U-drive, answering the many questions from interested visitors, keeping the bins empty, and at the end of Sunday as the last visitors departed, dismantling and packing away in readiness for next time.

The event is a good show-case for our Club, but in any case is an enjoyable weekend for members.

Robert Merrick
Member 5036

Open Weekend - Photos



A small crowd admires the HO and O scale layouts.



People gather around East Matelend to watch the continual running of trains.



Club members and visitors stop to have refreshing drink and a bite to eat.

Open Weekend - Photos



Bill Whale (U Drive coordinator) and Jason Every manage the U Drive and keep kids happy while they run trains.



Guests watch the trains on East Matelend.



(Left to right) Chris Winston (pushily hidden), Alan Tonks, Philip Lee and Thomas Durber pause for a photo.

All photos on page 14 + 15 by Alan Cross

East Matelend - Photos



Model Photos by Mark Dalli

12 inch to the foot scale (The Real Thing)



5L21 lead by 4464 waits to catch up to the timetable at Thirrourl, while working the Cockatoo Run to Moss Vale.

PHOTO by Thomas Durber



NR81 leads a colourful SP6 through Heathcote during Illawarra divisions.

PHOTO by Michael Murgon



Geoff Olsen

Photo of the issue goes to Geoff Olsen