

Mortdale

September 2012

Matters



Australian Model Railway Association New South Wales Branch Inc. News

Mortdale Matters

September 2012

Editorial



From the editor: Welcome to the September 2012 edition of *Mortdale Matters*.

First, I would like to say sorry about the lateness of the July 2012 issue of *Mortdale Matters*. There was delay due to an advertisement that was being approved.



The **Sydney Model Railway Exhibition** 2012 is now under a month away! This year the exhibition will be bigger and better than ever with **OVER 100 layouts and trade stands!!!**

It's this time of year again; we need your help to assist in our great exhibition over the October long weekend 2012. Some of the benefits of volunteering are FREE entry to the exhibition over the weekend, FREE lunch if you volunteer for 6 consecutive hours and knowing that you have made the show possible. Without you the exhibition would not be. EVERYONE is welcome to help out. It's a fun and enjoyable learning experience where you will make new mates and meet new people.

You can buy a **LIMITED EDITION — Golden Jubilee Sydney Model Railway Exhibition Fuel tanker in HO scale OR an O scale 4 wheel van**, The wagons will be available at the exhibition, or if you wish to order one before the exhibition please ring AMRA NSW or pop in for a visit to place an order. Cost is \$40.00 for an HO wagon and \$60.00 for an O scale wagon. For more information phone the clubrooms and leave a message.

The 2012 Open Modelling Competition will also be on at the exhibition. If you have a model and would like to enter please click → http://www.amransw.asn.au/documents/MOD_COMP.pdf fill out the form and bring it with your model to the exhibition. There is a \$100.00 prize pool in each category! Hope to see your work there, good luck!

OPEN DAY 2012 is fast coming up as well! All are welcome to come and have a look at our ever changing clubrooms. Entry is a gold coin donation. For more information see page 4. The date is now Saturday 27 October 2012.

Hope you enjoy this edition, look forward to the Exhibition Special edition of *Mortdale Matters*.

Keep safe and happy modelling

Mark Dalli

AMRA NSW Mortdale Matters editor

Cover: NSWRTM's 2nd 50th Anniversary Southern Aurora lead by 4490 and 4306 powers up over the flyover in to Southern Cross station.

PHOTO by Geoff Lanham



Mark Dalli



Submitting to Mortdale Matters

With so much continually happening at our Clubrooms, it's easy for something to slip through the cracks. *Mortdale Matters* especially needs photos! The main focus will always be on Branch activities and events, however any prototype photos or information will be considered. If you have a photo send it in, even if you don't think it will be published in the next issue just try, you'll be surprised. Just leave a disk/CD in the Journal pigeonhole in the office or send me an email at mdalli.mmatters@gmail.com with the photo and a brief description of the photo. The image size does not need to be larger than 1mb.

I must emphasise that ALL submissions must be original material, i.e. photos that you've taken yourself or articles that you have written yourself.

Material is published in *Mortdale Matters* at the committee's discretion.

- The deadline for submitting material for the November issue is strictly 20th October 2012 -

Subscribing to Mortdale Matters

Mortdale Matters is an e-newsletter. That simply means that it is electronic news. To subscribe to this e-newsletter please send an email to our publicity officer Phil at pjlee@inet.net.au and let him know that you would like *Mortdale Matters* sent to you. The file is around 2 - 2.5 MB. *Mortdale Matters* is also available online through the AMRA NSW website.

If you do not have capable internet or email please contact Geoff Lanham to have a printed copy available for you at pick up from AMRA NSW or be arrange to be posted. Please note that this service is only available if you do NOT have capable internet.

Branch Officers 2012/Contacts

ELECTED	President	Barry Wilcockson	president@amransw.asn.au
	Vice President	David Bennett	vicepresident@amransw.asn.au
	Secretary	Geoff Lanham	secretary@amransw.asn.au
	Treasurer	Marilyn Wilcockson	treasurer@amransw.asn.au
	Exhibition Manager	Alan Cross	exhibamransw@optusnet.com.au
	Publicity Officer	Philip Lee	pjlee@inet.net.au
	Junior Development Officer	Rod Fussell	juniordev@amransw.asn.au
APPOINTED	Journal Sub-Editor	Rod Fussell	subeditor@amransw.asn.au
	Auctioneers	Denis Gilmore / Alan Tonks	
	Building Manager	David Bennett	vicepresident@amransw.asn.au
	Librarians	John Smythe	
		Fred Stell	
	Exhibition Roster Clerk	TBA	rosterclerk@amransw.asn.au
	Historian	June Larmour	historian@amransw.asn.au
LAYOUT SUB-COMMITTEE	Webmaster	David Bennett	vicepresident@amransw.asn.au
	O Scale	Maurie Haynes	
	N Scale	David Bennett	ngauge@amransw.asn.au
CO-ORDINATORS	Stoney Creek (HO fixed)	Denis Gilmore	stoneycreek@amransw.asn.au
	East Matelend (HO Exhibition)	Barry Wilcockson	president@amransw.asn.au
	U-Drive	Bill Whale	udrive@amransw.asn.au
	O Scale Exhibition	Lance Pickering	

Vale - COSTA

(Short for "cost a lot")

On 24 July 2012, the club lost one of its best loved "members". Often referred to as the club mascot, Gordon Wallace's border collie, Costa, has been seen regularly at Mortdale for the last 8 years.

He was never a problem, being well house trained and was friendly to everyone (particularly if you happened to be holding a biscuit or a sandwich!). At other times he liked to adopt the "speed hump" position in doorways but that only encouraged members to give him a pat or a tickle. Now that's good thinking.

At nearly 13 years old, he suffered from many doggy ailments, noticeably in the last few months. It was only fair that Gordon and his partner Sue came to the heart-rending decision to send him off to a more peaceful place.

Our condolences to Gordon and Sue.

Costa, you are greatly missed.

Bruce Harris



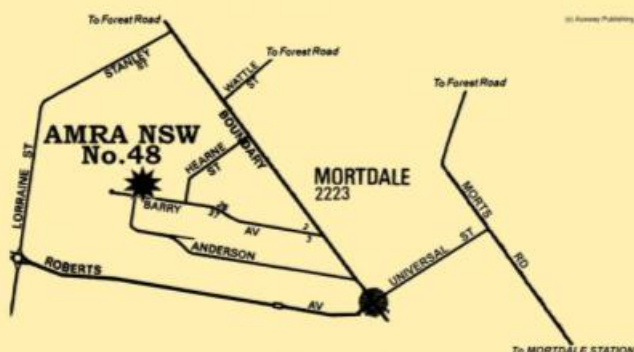
Open Day



Australian Model Railway Association - NSW Branch

N Scale - HO Scale - O Scale - BBQ - Retail Outlets - "U-Drive" layout

- 48 Barry Avenue Mortdale -
- **Saturday 27th October 2012** -
- 10am until 4pm -
- Visitor entry by gold coin donation -



For more information please call (02) 9153-5901 or visit www.amransw.asn.au



AMRA NSW Branch Inc. Programme Sep/Nov 2012

SEPTEMBER

Sat	1st	General Activities / <i>Layout Construction</i> (see Notes)		10am until late
Wed	5th	"Daylighters" - General Activities (see Notes)		10am until 5pm
Fri	7th	Layout Operation / <i>Structured Running</i> (see Notes)		7:30pm until 10pm
Sat	8th	Layout Operation (see Notes)		10am until late
		Ladies Needles & Natter		2pm
Sun	9th	General Activities (see Notes)	No Pre-paid	10am until 4pm
Wed	12th	"Daylighters" - General Activities (see Notes)		10am until 5pm
Fri	14th	Modeling Canvas Tarp Wagons by Tony Stapleton - General Activities (see Notes)		7:30pm until 10pm
Sat	15th	General Activities / <i>Layout Construction</i> (see Notes) & Monthly Forum		10am until late
Sun	16th	<i>Stoney Creek Work Day - Layout Construction</i>	<i>No Facility Fee</i>	10am until finished
Fri	21st	Pre Exhibition Working Bee		7:30pm until 10pm
Sat	22nd	Pre Exhibition Working Bee		10am until late
Sun	23rd	General Activities (see Notes)	No Pre-paid	10am until 4pm
Fri	28th	Exhibition Setup, Mortdale / Liverpool	<i>Pre-registered Lunch</i>	from 8am until late
Sat	29th	** SYDNEY MODEL RAILWAY EXHIBITION **	<i>Pre-registered Lunch</i>	9am to 5pm
		Awards - afterward from approx		6pm until late
Sun	30th	** SYDNEY MODEL RAILWAY EXHIBITION **	<i>Pre-registered Lunch</i>	9am to 5pm

OCTOBER

Mon	1st	** SYDNEY MODEL RAILWAY EXHIBITION **	<i>Pre-registered Lunch</i>	9am to 4pm
		Pack up and return to clubroom after		4pm until finish
Wed	3rd	"Daylighters" - General Activities (see Notes)		10am until 5pm
Fri	5th	Layout Operation / <i>Structured Running</i> (see Notes)		7:30pm until 10pm
Sat	6th	General Activities & Exhibition Post-Mortem / <i>Layout Construction</i> (see Notes)		10am until late
Wed	10th	"Daylighters" - General Activities (see Notes)		10am until 5pm
Fri	12th	Layout Operation / <i>Structured Running</i> (see Notes)		7:30pm until 10pm
Sat	13th	Layout Operation (see Notes) & Monthly Forum		10am until late
		Ladies Needles & Natter		2pm
Sun	14th	General Activities (see Notes)	No Pre-paid	10am until 4pm
Wed	17th	"Daylighters" - General Activities (see Notes)		10am until 5pm
Fri	19th	Layout Operation - U K / <i>Structured Running</i> (see Notes)		7:30pm until 10pm
Sat	20th	Open Day - Preparation / <i>Layout Construction</i> (see Notes)		10am until late
Sun	21st	<i>Stoney Creek Work Day</i>	<i>No Facility Fee</i>	10am until finished
Wed	24th	"Daylighters" - General Activities (see Notes)		10am until 5pm
Fri	26th	Open Day - Preparation		7:30pm until 10pm
Sat	27th	** OPEN DAY **	10am until 4pm, visitor entry by gold coin donation	
Sun	28th	General Activities (see Notes)	No Pre-paid	10am until 4pm
Wed	31st	"Daylighters" - General Activities (see Notes)		10am until 5pm

NOVEMBER

Fri	2nd	Layout Operation / <i>Structured Running</i> (see Notes)		7:30pm until 10pm
Sat	3rd	General Activities / <i>Layout Construction</i> (see Notes)		10am until late
Wed	7th	"Daylighters" - General Activities (see Notes)		10am until 5pm
Fri	9th	Layout Operation / <i>Structured Running</i> (see Notes)		7:30pm until 10pm
Sat	10th	Layout Operation (see Notes) & Monthly Forum		10am until late
		Ladies Needles & Natter		2pm
Sun	11th	General Activities (see Notes)	No Pre-paid	10am until 4pm
Wed	14th	"Daylighters" - General Activities (see Notes)		10am until 5pm
Fri	16th	FEDERAL AGM (Members Only)	<i>No Facility Fee</i>	7:30pm until 10pm
Sat	17th	General Activities (see Notes) & Monthly Forum	<i>No Facility Fee</i>	10am until late
		BRANCH AGM (Members Only)		2pm
Sun	18th	<i>Stoney Creek Work Day</i>	<i>No Facility Fee</i>	10am until finished
Wed	21st	"Daylighters" - General Activities (see Notes)		10am until 5pm
Fri	23rd	Layout Operation / <i>Structured Running</i> (see Notes)		7:30pm until 10pm
Sat	24th	Layout Operation (see Notes)		10am until late
Sun	25th	General Activities (see Notes)	No Pre-paid	10am until 4pm
Fri	30th	Train Maintenance and Testing Night		7:30pm until 10pm

NOTES

WORK NIGHTS: every Monday night, please check with the appropriate layout supervisor, 7:30pm until 10pm, No Facility Fee

LAYOUT OPERATION: O and N Gauges operational, HO (fixed) *as permitted during construction*

STRUCTURED RUNNING: Sequenced or timetabled operation as organised for each layout

GENERAL ACTIVITIES: the facilities may be used *as permitted* e.g. layout construction, some running, modelling, library, etc

Members Facility Fee unless otherwise indicated: Adults \$6, Juniors/Seniors (70+) \$3.

Guests are welcome unless otherwise indicated

This program may be subject to change without notice where necessary. Updated programmes available from the Clubrooms, or from www.amransw.asn.au

Address: 48 Barry Avenue (PO Box 277), Mortdale NSW 2223 - Phone (02) 9153-5901, Fax (02) 9153-5905

N Scale Layout

Ash Garrard, Kevin Higginson and Neil Watson have been busy painting the sides of the rails with the colour rust, to give a more realistic look to the layout. A second brick bridge is being built to span a roadway that gives access to the station area of Leafton. The last three 600mm fluorescent lights have been converted to LED operation. Three MR16 LED Down lights are to be installed, two under the television shelf, and one over Leafton to improve visibility in the area.

David Bennett

N Scale Layout Coordinator



PHOTO Mark Dalli

Mortdale Building Report


Due to a problem with a blockage of the sewer we engaged the services of a local plumber to use his electric eel to cut away the blockage, we will have to monitor the situation in the future. The roller shutter has been playing up with the drum falling out of its bearing, as a result we have had to have the drum replaced.

David Bennett

Mortdale Building Manager



Exhibition Flashback



O Scale Layout

Because you haven't heard much from us lately doesn't mean that we've all been hibernating (although animals that do so have definitely got the right idea in these cold winters!).

Firstly, a piece of sad news. Long term "O" gauger, and jolly good bloke, Ken Butt suffered a stroke in July. He is, we believe, on the mend slowly. Through this medium, we all wish him and his wife the best of care, and hope to see him back at the club as soon as sensible.

Meanwhile, work on both the layouts has been steadily progressing, just that the changes have not been as noticeable as some in the past.

If you've been reading your *Mortdale Matters*, you may have noticed in the July edition (page 8) some pictures euphemistically called "new additions" to the fixed layout. The editor, Mark, took the pictures but this scribe did not do the right thing and provide an explanation. Let me correct that omission now.

Three of the pictures show the newly created "Anzac Park", which is near Hoganvale station. It's crafters were Gordon Wallace – who did the design and landscaping, Robin Yates – who sculptured the soldier holding his rifle in the "reversed arms" position (pointing down), Robin also made the entrance gate, and Sally Ostland – who made the trees. Next Anzac Day there might be a dawn service. Then again there might not !

The other picture shows one of eight new telegraph poles with working street lights attached. Maurie Haynes made these with both Gordon and Col Sheperd active in erecting them.

Around at East Box (the controls of which have been re-labelled), there is now a written Guide aimed at helping controllers drive trains in this part of the layout. It is no secret that the layout has many vagaries which have developed over its many decades of existence. The Guide tries to unravel some of the mystery. If any members wish to see how helpful it is, please feel free to have a go. The guide is hopefully the first of a series being put together by Bruce Harris covering all four control boxes.

Downstairs, the exhibition layout is having its finishing touches added before taking its first road trip – to Liverpool in September. All the ballasting has been finished by Lance Pickering, all wiring is complete – thank you Maurie Haynes and John Coffey, and Robin Yates (of "Arthur" fame) is doing artwork on the newly added back boards. There are fine looking curtains hanging on the outside frame. Bring on the crowds at the Exhibition.

This project has overall been very satisfying for all those who have contributed time and effort. Sure there have been disagreements but the end result has been a well thought out travelling layout. Lance's considered and democratic management has been welcome by all. It just goes to show that the current group of "O" scalers may have a high average age but there is life in the old codgers yet. If some of you younger fry wish to join in, you only have to ask – and eventually put in the hard yards!

Bruce Harris

"O" scale reporter

O Scale - Up stairs



Norm Davies' loco, the Flying Scotsmen. Captured in 2011.



DCS controlled locos sit making noise on a busy Open Day afternoon in 2011.
BOTH PHOTO's Mark Dalli

HO Scale Layout

6740 hours of operation

Read

The track work for the through road at Read is now complete but the wiring has to be completed. The "blocks" have to be re-measured to ensure all the train lengths are correct and signals are in the right place. Then there is the ever-present load of new feed to be run in. Control Centre only control is advanced, the basic wiring still has to be done.



FreightCorp locos 8134 and 8206 sit in Read yard. Both locos modelled by James Percival.
PHOTO Mark Dalli

Operations

Stoney Creek is going to be an extremely interesting layout to run on in the future. In the mean time Stoney Creek is a layout that has a LOT of everything, far too many facts and figures to go into. There is a lot of work done in off site workshops so as not to interfere with layout operation, but from time to time there will be interruptions to normal operations. When this happens, please just stand back and be patient as this will help get the work done quicker.

White Board and Lanyards

By the time you read this the white board and the lanyards system will be used during opening times on Saturdays.

CTV

The first of the new cameras is yet to be installed, hopefully this month.

Denis Gilmore

HO layout Coordinator

Air Brush & Weathering Workshop

By Alan Tonks

16 Members and 2 Guests took part in this event run by AMRA Member, Alan Tonks.

The day started with a PowerPoint presentation with Alan showing the group what equipment and paint he uses on his models.

We then went on to look at photos with Alan asking the group to look past the main subject and pick out all the other detail that is in the background. It was pleasing that people were starting to point out things as each new picture was presented. Alan also encouraged the group to flick through photos before they start to paint or weather their models as a guide as to how the prototype is weathered, as sometimes we don't quite get it right when we rely on our memories.

Also on display were several models showing light to heavy weathering and the colours used to achieve those results.

After lunch compressors were started and the group moved outside for some practical demonstrations. Some of the group brought along airbrushes of their own and many gleaming models went home a little dirty at the end of the day. Some of the group were using airbrushes they had bought nearly 12 months ago and the day could have run longer as people were discovering that using an airbrush is not so scary. By all accounts this was a well received event and hopefully those that attended will weather more of their models in the future.



Two of Alan's models that have been weathered according to real life operations.
PHOTO by Mark Dalli

AMRA NSW Members Model Gallery Issue 7

NSW Speed - E - Gas Tanker (NTHF)

by Tony Stapleton



PHOTO Bill Blannin. From the "Bill Blannin Collection of (mostly) QR photos".

FROM: <http://qldrailheritage.com/mrqc/photos-bb3.html>

The 2 tankers, 6410 & 6411 were built by Comeng in 1968 for Boral Gas. They were originally filled at the Boral plant at Bunnerong but this was later relocated to the Cooks River.

These were, and I believe still are, the largest tankers produced and operated in Australia at 22.25 meters [73'] with a capacity of 118,000 litres [25,900 gal.] with a tare weight of 52 tonnes.



PHOTO Mark Dalli

They had 6 wheel "buck eye bogies" with outside brake cylinders and sported several different logos over the years.

They were always painted in a two part special epoxy high gloss white heat resistant finish and were always kept well cleaned.

They made a striking contrast to the normal drab and dirty tankers that plied the Botany line in the late 60's and 70's.

The last known whereabouts of these two tankers was Wyalla in South Australia.

The model is my first attempt to scratch build this tanker from a limited number of available photographs.

I since obtained drawings and additional photos and am 80% through completing a much more accurate model with the correct "whale" belly tank body and correct plumbing.

Cheers,
Tony Stapleton

50th ANNIVERSARY SYDNEY MODEL RAILWAY EXHIBITION



29th & 30th September and 1st October 2012

Whitlam Leisure Centre,
Memorial Avenue, Woodward Park, Liverpool.

**The
Australian Model Railway Association
NSW Branch Inc.**

invites entries in our

OPEN MODELLING COMPETITION

Six categories each with a \$100 prize pool
School Students Encouragement Award
AMRA President's Cup for Best of Show

Entries close onsite, 6pm Friday 28th September

To request an application kit:
PO Box 277, Mortdale NSW 2223
visit www.amransw.asn.au
or ring (02)9153-5901 and leave a message

Durango and Silverton Narrow Gauge Railroad (D&SNGR)

All by Bruce Harris

When a friend of mine suggested I join him in Durango, Colorado, USA for a northern hemisphere autumn holiday, I naturally said "where?" I had heard of the mid-20th century movie cowboy, The Durango Kid (who may incidentally have absolutely no connection to the town), but Durango the city meant nothing.

So on to the net I went. The first thing you learn is that the Durango and Silverton Narrow Gauge Railroad is the main attraction, along with winter skiing. And the railway operates 12 inch to the foot restored steam locomotives. My interest in this place was increasing rapidly.

Now I am happy to report that any railway buffs heading to that part of the world should take time out to visit the D&SNGR.

It is a narrow gauge (3 foot/914mm) 72 kms single line from Durango to Silverton, some 830 metres above. When you start at over 2,200 metres, altitude sickness is a reality. Built in 1881/2 the line serviced gold and silver mining. It managed to keep going somehow until it was transformed into a tourist attraction in 1981.

The country it travels through is spectacular. Many hillside ledges, cuttings, five crossings of the Animas river, forest country, aspen plantations which in Autumn have a marvellous bright yellow hue, all contribute to the reason why on most occasions you have to book in advance to get a ride. Trains are usually 12 cars long and consist of concession cars, covered coaches and open gondolas.

The locomotives are 2-8-2 K-28 or K-36 class with tractive effort of 28,000 lbf or 36,000 lbf. It appears there are 6 or 7 in regular steam. They are typically American in design with ten of everything hanging off them, large smoke arrester chimneys and huge driving lights. They are all black but remarkably clean. I travelled behind a K-36, number 486, built at the Baldwin Works in 1925. Hauling the other train that day was K-36 number 482.

On the day of my trip, it started out cold but with weak sunshine. As we climbed the mountain and the scenery started to startle, it got more and more cloudy, until it began to rain gently. Bummer I thought, this is not going to be much fun. A bit higher, and the rain turned to snow. Have you ever noticed how much nicer snow is than rain?

Next page →



Then to cap off a great day, the clouds cleared, the sun shone brightly, the sky turned a brilliant blue and we had a winter wonderland all around us. Cameras recorded digital pictures by the hundreds such was the beauty of it all.

However, let's get back to trains. They turn the locos around at Silverton using a triangle arrangement. On the way down, we were stopped twice because rails had shifted and had to be repaired. We were the test train ! Speed was never much above a good walking pace, while the sound of the exhaust of the loco was ever present to add to the clatter of the wheels over the rail joints – welded track this was not ! The many bends, twists and turns of the track gave excellent opportunity for those hang-out-the-window pictures.

Not surprisingly, the open gondolas (they did have a roof) were sparsely populated (there was an accumulation of snow on the seats) but the closed coaches were warm if a little spartan. Perhaps because I am a train fan, I thought the day was well worth every cent, but my companions agreed as well.

The usual tourist trap (i.e. shop) had a huge number of mementos for sale. I decided against a mug and plate with baked on pictures of one of the locos in favour of a Bachmann HO model of K-28 class 473 with all ten of those things hanging on it. Also three Con-Cor D&SNGR coaches (interestingly made in Brazil) and two Bachmann open-sided gondolas. After all, AMRA NSW provides mugs, so why would I buy one of those. Peculiarly, the K-28 locomotive is "missing" the back bogie making wheel arrangement 2-8-0. Odd !

If you want to know more, there is stacks at:- en.wikipedia.org/Durango_and_Silverton_Narrow_Gauge_Railroad

Go, if you get the chance. Colorado has a whole lot else to see as well.



Australian Model Railway Association NSW Branch inc. proudly presents the




Sydney Model Railway Exhibition 2012

Sat 29th & Sun 30th September 9am - 5pm
Mon 1st October 9am - 4pm

Celebrating the
50th Anniversary
of the largest Model
Railway Exhibition in
New South Wales



- Display layouts from all over Australia including all scales and prototypes



- Commercial stands
- Demonstration clinics
- Kindred organisations
- Discover how easily and cost effectively you can start your own model railway
- Activities for children

WHITLAM LEISURE CENTRE - Memorial Avenue, **Liverpool**

FREE buses from Liverpool Station - Parking available

www.sydneymodelrailwayexhibition.com.au